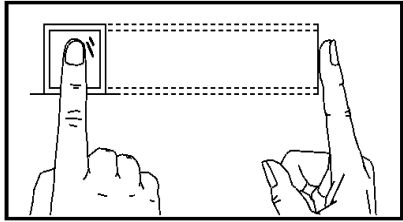


Finger Placement:

Completely covering the area of the sensor with the fingerprint will provide the best performance.

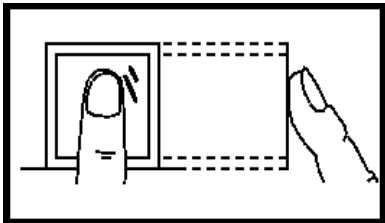
✓ The correct way:



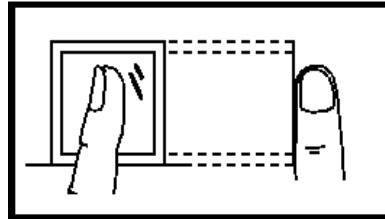
Place finger flat on the sensor;
Place it to the center of the sensor;
Place finger and immediately remove;
Place finger without pressure to the sensor;
Place finger straight down, not to smudge your print;



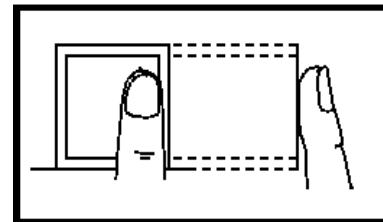
✗ The wrong way:



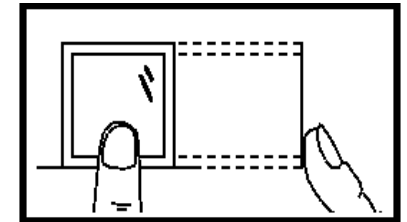
Upright



Too Left
or Too Right



Lean



Too Up
or Too Down

Select F1 for CLOCK OUT

Select F2 for CLOCK IN

www.SabreBiometrics.com

086 110-1738